

# SWINGER Model 2K

2500 lb. S.A.E. Lift Capacity

- Totally new design
- Self-leveling bucket
- Easy on turf
- Easy-to-use
- Powerful
- Loader & Tool Carrier
- Multi-use machine



Swinger with no-skid turns, excels at tree care and landscape work

### Swinger 2K is a completely new design...

- 2,500 lb. S.A.E. rated lift capacity
- Rugged planetary drive axles
  - 3 point driveline reduction
  - Hydro/mechanical drive
- Independent rotation axes articulation/oscillation frame joint
- Ergonomic operator station
  - Articulated steering
  - Single lever control
  - 2-speed on-the-fly hydro shifts
- Easy-access engine compartment
  - Transverse 65 hp Cummins diesel
  - Modular engine/pump pack
- Self-leveling bucket
  - Boosts operator efficiency
  - Reduces cycle time
- Excellent visibility
  - View of bucket and load
  - Full view of operating environment



Versatile Swinger handles fertilizer and other granular material.

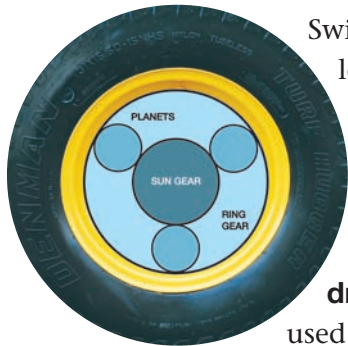


Placing and handling mulch is fast work with 2,500 lb. capacity.



# NEW SWINGER 2K HAS: 2,500 SAE LIFT CAPACITY — PU ERGONOMIC OPERATOR STATION — TRANSVERSE ENG

**Planetary reduction axles:** The planetaries, in addition to reducing speed, also relieve driveline stress — and help make the new 2K



Swinger the most durable loader/carrier yet. The axles are also over-specified with a load/torque rating of 13,000 lbs./11,070 lbs.

### 3-point reduction

**driveline:** Swinger engineers used a gear reducer, differentials and planetary reduction axles to place peak engine torque and rated horsepower at usable loader speeds. This “component-matching” means maximum torque and hp is available where you need it (diagram lower left).

**Hydro/Mechanical drive:** The best of both systems. Short run hydrostatics from the engine pump drives the 2-speed rear axle motor. From there, the driveline is all mechanical — extremely rugged and simple. No complex servo systems or wheel motors to repair. Bottom line — all the operator advantages of hydrostatic drive with the dependability and economy of mechanical drive.

### Independent articulation/oscillation joint:

Strong and dependable, the rugged A/O joint provides operator-friendly turn capabilities along with bump reducing oscillation (independent front and rear frame movement).

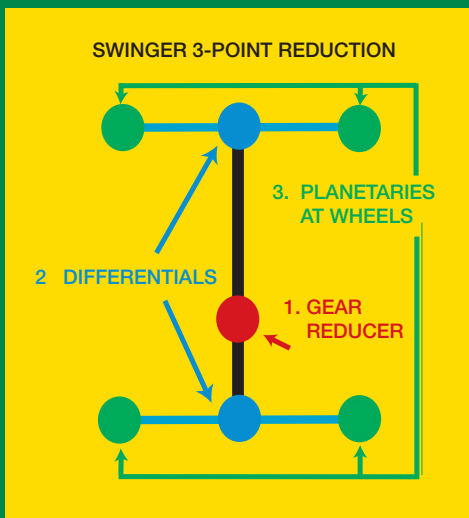


### Operator station:

Ergonomically correct controls and gauges, along with a platform-mounted, single-lever control are new operator features. Add in the suspension seat and you have it — a true “operator’s loader.” FOPS and ROPS standard — enclosed cab is optional.



## SWINGER — CAPABILITY — VERSATILITY



Swinger 3-point reduction: (1) gear reducer, (2) differentials and (3) axle planetaries multiply torque and reduce driveline stress.

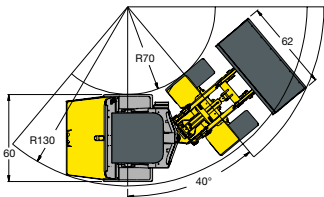


Easy to operate in right-of-way clearing applications. Swinger 2K has wheel steering — operators learn to run Swinger in a fraction of the time required for skid steers. Simple controls and excellent visibility also contribute to operator efficiency.



# PLANETARY AXLES — RUGGED ARTICULATION JOINT — LINE — SELF LEVELING BUCKET — EXCELLENT VISIBILITY

**Articulated steering:** The Swinger 2K is a compact articulated loader/carrier. It turns by hydraulically moving the front frame member relative to the rear. It turns quickly and easily without the tire skidding



and surface rutting associated with skid-steer loaders. This feature makes the Swinger popular in tree service, landscape, nursery,


grounds maintenance and other surface-sensitive applications. Plus, it's easy to operate. No confusing levels or specialized operator training.

**Cummins power:** The compact and powerful Cummins B3.3 in-line 4 cylinder diesel delivers full rated 65 horsepower at 2,600 rpm and 158 lb-ft peak torque at 1,600 rpm. The engine, with a 21% torque rise, lets you drop rpm as you burrow into a pile and still have ample engine torque to back out and raise the bucket. It's all part of Swinger engineering — a high



torque-rise engine coupled to a speed reduced drive-line for maximum performance at typical loader operating speeds.

**Self-leveling bucket** allows operator to hold bucket attitude throughout the lift arc. Helps prevent bucket rollback and load spillage — increases operator efficiency and reduces cycle time in load-to-dump repetitions.



**Good visibility:** If seeing where you're heading and backing is important, Swinger is a great choice. The operator sits up high and has virtually 360° visibility. If you're looking for a versatile loader/carrier, take a good look at the rugged, new Swinger 2K.

## QUALITY — DURABILITY — BY DESIGN



Swinger 2K simplifies your working world with a self-leveling bucket and excellent operator visibility including bucket, load and job site.



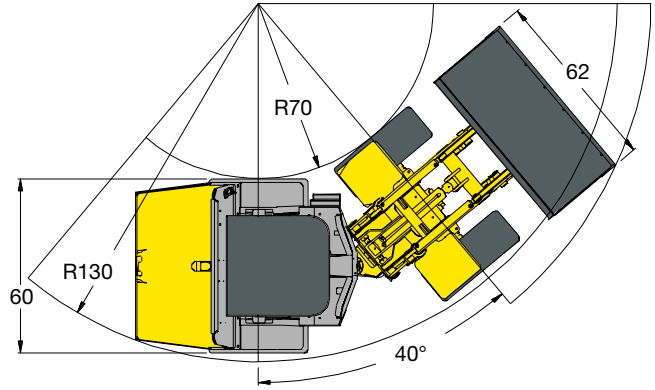
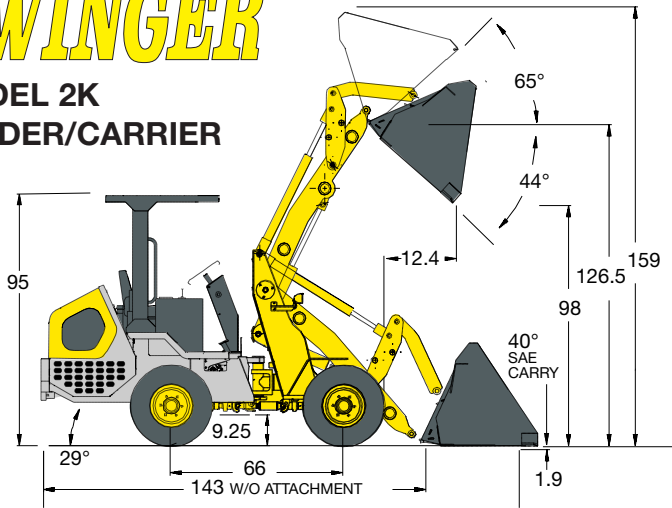
Control features include a single lever joy stick and independent lever for auxiliary hydraulics.



Transverse mounted Cummins engine is easy to service — easy to remove and install if necessary

# SWINGER

## MODEL 2K LOADER/CARRIER



### Dimensions & Data subject to change without notice

Weight (Std).....8,500 lbs. (3856kg)  
 Max. Travel Speed, Lo ..4.5 mph (7.25 kph)  
 Max. Travel Speed, Hi ..9.5 mph (15.3 kph)  
 Max. Draw Bar Pull.....5,900 lbs. (2676kg)  
 Max. Lift Height (Std.).....126.5" (3.2m)  
 Dump Height..... 96.4" (2.4m)  
 Breakout Force.....4,752 lbs. (2156kg)  
 Operating Capacity.....2,500 lbs. (1134kg)  
 Aux. Hydraulic Press.....2,500 Psi  
 Aux. Hydraulic Flow.....17.3 Gpm  
 Drive Hydraulic Motor Press.....5,000 Psi  
 Articulation Angle..... ±40°  
 Rear Frame Oscillation..... ±10°

**Engine:** Cummins B3.3, 4 Cyl.  
 Diesel, Tier 3, 65 HP (net) at 2,600 RPM

**Drive System:** Short run hydrostatics from the engine provide power to the 2-speed shift hydraulic motor at integrated transfer case/rear axle. Heavy duty drive shaft from rear axle provides simple mechanical power to the front axle. Axles are 45% limited slip for combined traction and anti-skid turnability. Both axles feature outboard planetary reduction — places torque amplification at the wheels and reduces driveline stress.

**Steering System:** Center pivot bearings allow frame sections to articulate ±40° for steering. Rear frame oscillates ±10°. Emergency back-up steering provided should engine fail.

**Hydraulics:** Gear pump system delivers 17.3 gpm flow at 2,500 psi for steering and auxiliary equipment. Suction and return filters used to maintain system cleanliness. Oil cooler located next to radiator. Hydraulic tank capacities 12.7 gallons (48.1 liters).

**Cooling System:** Easy to clean integrated split radiator cools both engine and hydraulic oil. 2 gal. engine coolant capacity. 14 psi operating pressure. Radiator insulated from vibration. V-belt drive water pump and fan.

**Brakes:** Hydrodynamic four wheel service brakes. Parking brake is

Orscheln lever and cable system with mechanical drum on driveline.

**Tires:** 31.5 x 15.5-NHS, hi-flotation bar lug tread.

**Electrical:** 800 CCA battery and 60 amp alternator with internal regulator. Tractor starts only in neutral. All circuits protected with automotive fuses.

**Instrumentation and Controls:** Gauges include: voltmeter, coolant temperature, engine oil pressure, fuel level, and engine hour meter. Dual foot pedals for forward and reverse. Hand lever to set engine speed and parking brake. 14 inch diameter steering wheel for directional control has integral horn button. Joystick for control of attachments. Semi-suspension vinyl seat is adjustable forward and backward.

**Frame:** Heavy-duty precision aligned, 1-piece welded structures front and rear. Certified FOPS/ROPS overhead guard bolted to rear frame section. Rear hitch receiver.

**Fuel Capacity:** 13 gallons (49 liters)

**Corrosion Proofing:** All frame and body surfaces are shot blasted, primed and painted with weather resistant paint. Standard bolts are SAE grade 5, zinc-phosphate coated to resist corrosion.

### Standard Equipment:

Cummins 65 hp B3.3, 4 Cyl. Diesel  
 Hydrostatic Over Mechanical Drive  
 Integrated Axle, Transfer Case  
 45% Limited Slip Differentials  
 Drive/Auxiliary Hydraulics  
 Engine Block Heater  
 Planetary Reduction Axles  
 Ignition Key Loader Safety Interlock  
 Universal Tool Carrier  
 Self Leveling Up & Down  
 2,500 lbs. Lift Capacity  
 Single-Lever Control  
 3-Spool Hydraulic Valve  
 Two Speed Hydraulic Motor  
 Locking Gas Cap

- ROPS/FOPS Overhead Guard
  - Front and Rear Lights
  - Rear Hitch Receiver
  - Adjustable Driver's Suspension Seat
  - 60 Amp Alternator
  - Seat Belts
  - Back Up Alarm
  - Drum Type Park Brake
  - Flat Face Hydraulic Connectors
  - Gauge Package
  - Engine Hour Meter
  - Horn
  - Steering Knob
  - Manuals — Operator and Parts
- Optional Equipment:**
- Deluxe Cab
  - Air Conditioning
  - Grapple
  - Buckets: 21, 36, 45 cu. ft.
  - Bucket Cutting Edge (Bolt-On)
  - Bucket Level Indicator
  - Pallet Forks, 42"
  - Turf Tires: 31 X 15.50-15 (8-ply rated)
  - Narrow Bar Lug Tires: 10-16.5 (6-ply rated) NHS (TL)



# SWINGER

A DIVISION OF NMC-WOLLARD, INC.

2021 Truax Blvd, Eau Claire, WI 54703  
 Phone: 800-656-6867  
 Phone: 715-835-3151  
 Fax: 715-835-6625  
 Email: bsteingart@nmc-wollard.com  
 Website: www.nmc-wollard.com